

Positioning in Dual System of Control: Two Referees, 2nd – 8th grade

Both officials are equal and call fouls and offside. Referees do not have their own “areas.” **Each official should call the fouls he or she sees, even if it is on the other half of the field.** R is the Lead Referee in direction of play. R is the Trail Referee in direction of play. When direction of play changes so do the Lead and Trail Referees.

Responsibilities for Whistling:

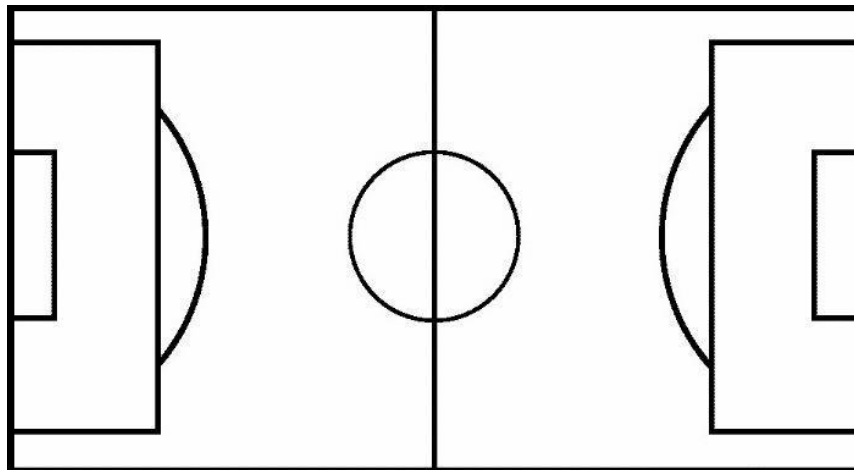
Trail Referee: Kick Off after goal, Drop Ball, Goal Kick, Penalty Kick

Lead Referee: Free Kick, Corner Kick

For a Throw In: Official on side of throw-in, may be opposite side official after a substitution

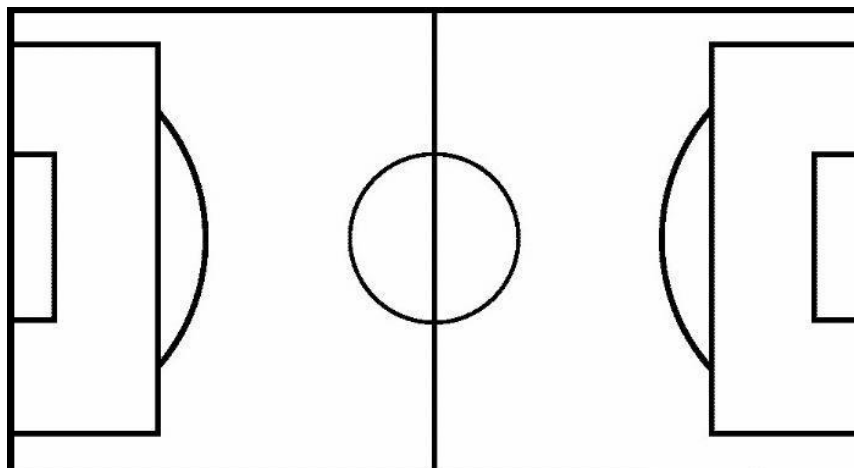
Kick Off

To start each period and after goals. Kickoff may be taken in any direction. Trail Referee whistles to restart play. Referees should maintain a diagonal to keep play between them. Referees should move off the field if he or she is in the way of play.



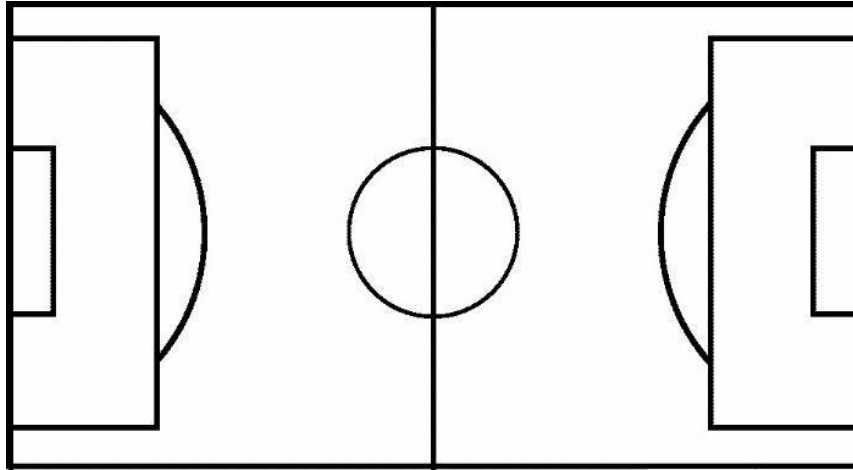
Corner Kick

Lead Referee should be in line with the goal line and able to move upfield if goal is not scored. Trail Referee moves closer to the Penalty Area. Referees should move off the field if he or she is in the way of play.



Throw In

The referee nearest to the player throwing the ball should watch for feet lifting. The referee farthest from the player throwing the ball should watch hands to ensure the ball is thrown properly.



Penalty Kick

The Trail Referee watches players for encroachment and blows the whistle for the kick. The Lead Referee watches the ball to see whether the entire ball crosses the whole of the goal line.

